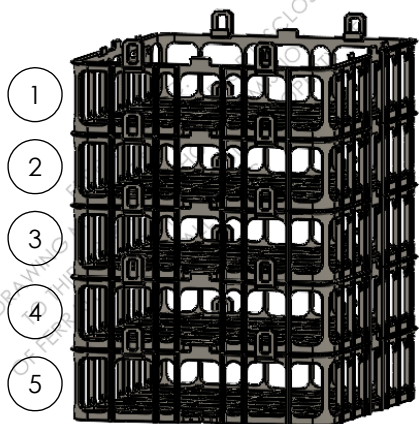


4

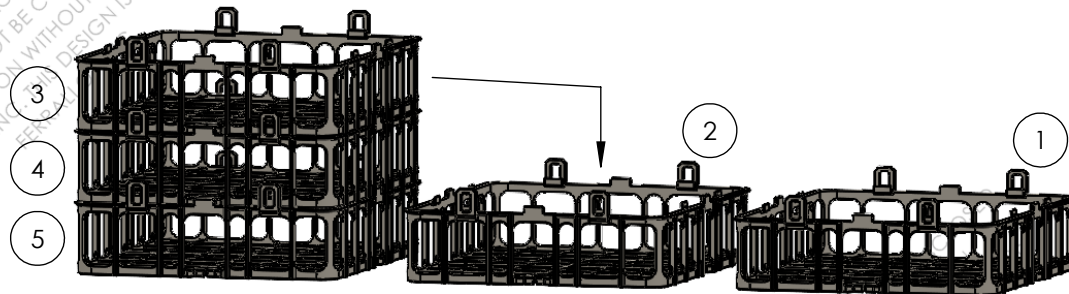
3

2


1




Step 1
Loaded Stack




Step 2
Unload Station



Step 3
Unloaded Stack



Step 4
Loading & Re-Stacking



Step 5
Loaded Stack



Ferralloy, Inc.
28001 Ranney Pkwy
Cleveland, OH 44145
440.250.1900
www.ferralloy.com

MATERIAL		CUST DWG #	DESC.	
TOLERANCE UNLESS OTHERWISE NOTED. DOES NOT APPLY TO STOCK SIZES.		DWG #	REV	WEIGHT
FEATURES SIZE OR LOCATION	AS CAST	STACKING PROTOCOL		
UNDER 24"	±1/16"			
24" - 72"	±1/8"			
OVER 72"	±3/16"			
	±.005"			
	±.010"			
	±.015"			
NOTICE: THIS DRAWING AND THE RELATED ENGINEERING CONTENT CONTAINED HEREIN, IS THE PROPERTY OF FERRALLOY, INC. IT MAY NOT BE COPIED, TRANSFERRED, PUBLISHED OR SHARED WITH ANY OUTSIDE PARTY BEYOND THE PARTY OR PARTIES FOR WHOM IT WAS PRODUCED.		Drawn: CMP	Date: 09/19/2022	SCALE: 1:16 SHEET 1 OF 1

4

3

2

1